
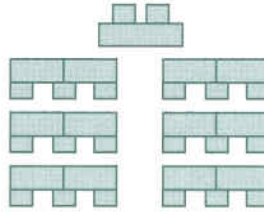


FACILITIES INFORMATION

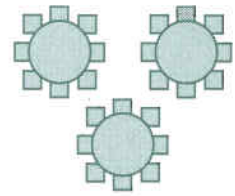
BOARDROOM



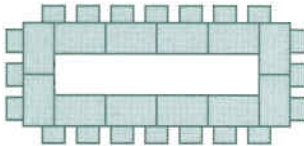
CLASSROOM



BANQUET



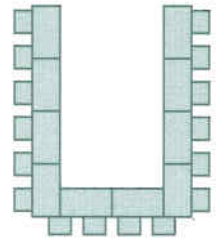
HOLLOW SQUARE



THEATRE



U-SHAPE



Room	Location	DIMENSIONS					CAPACITIES						
		Ceiling Height	Area in sq. ft.	Area in m ²	# of feet	# of metres	Theatre Style	Classroom Style	Hollow Square	U-Shape	Boardroom Style	Reception Style	Banquet Style
Rideau Suite	Mezzanine	8 ft./ 2.44 m	681 sq. ft.	63.33 m ²	15 x 32 x 28	4.6 x 9.8 x 8.5	40	20	24	22	24	50	40
Byward Suite	2nd Floor	8 ft./ 2.44 m	858 sq. ft.	79.79 m ²	19 x 31 x 33	5.8 x 9.5 x 10.1	60	32	32	30	30	60	48
Breakout room in Byward Suite	2nd Floor	8 ft./ 2.44 m	183 sq. ft.	17.02 m ²	14 x 12	4.3 x 3.7	N/A	N/A	N/A	N/A	8	N/A	6
Garden Suite	5th Floor	7 ft./ 2.13 m	513 sq. ft.	47.56 m ²	19 x 27	5.8 x 8.2	35	16	20	16	20	40	32